



*School professors Vladimir Makats (Ukraine).
Initial course of remote training of doctors
on a problem: "Functional biodiagnosics and
Correction of vegetative infringements at children".*

UDC 001.894:612
76.29.47-pediatrics; 76.35.35-rehabilitation;
76.35.49-alternative medicine;

... According to recommendations the CART of one of bases of medicine at the present stage should become electro diagnostics on points of acupuncture and reflexotherapy ... [the International meeting the CART on traditional medicine. Yerevan, 19-20.09.2003].



IS FUNCTIONAL-VEGETATIVE COMPLEXES AS BIOPHYSICAL REALITY (message-11).

Makats D.V.

Vinnitsa branch of the State enterprise of scientific research institute of medicine of transport of Ministry of Health of Ukraine (the cooperating center the WHO).
21036, Ukraine, Vinnitsa, Revolutionary 26/3, dr.makats@yandex.ru dr.makats@i.ua

The resume. The biophysical reality of system is functional-vegetative complexes is proved. Their identification specifies in necessity of detailed studying of a phenomenon.

Keywords. Is functional-vegetative system of the person, system dependence, system complexes.

The short preface. Problem article "... Is functional-vegetative complexes as a biophysical reality" is devoted the unknown person before Is functional-vegetative system of the person (ΦBC) and is a fragment of proofs of its biophysical reality. In article following designations of channels of the acupuncture (meridians) which traditional name is presented today by concept about interdependent functional systems are used: LU - lungs; LI - thick intestines; ST - a stomach; SP - a spleen (pancreas); HT - heart; SI - small intestines; BL - a bladder; KI - kidneys; a PC pericardium; TE - a threefold heater (lymphatic system); GB - a gall bladder and LR - a liver.

Analogs the presented experimental materials aren't present.

Research objective - the information of the scientific and medical public on the unknown person before Is functional-vegetative system of the person. Open phenomena confirm a biophysical reality of channels of acupuncture (meridians) of traditional Chzhen-tszju of therapy, its system character and the direct relation to a vegetative homeostasis. Biophysical audit of traditional positions specifies in a number of theoretical and practical errors that demands additional specialization of experts and corresponding correction of curriculums.

Materials and research methods. Supervision over functional (vegetative) health of the

Children's population of Ukraine were spent under the Program "System of two stages of rehabilitation of vegetative infringements at children living in a zone of radiating control of Ukraine" (Commissions of the Cabinet of Ukraine №1861/4 and №12010/87)" on the basis of an original method of vegetative biodiagnostics (on V.Makats) [1-2; 4-9; 15-16]. Its methodology is proved by unknown earlier biophysical phenomena, has original standard base and is characterized by comparability of the received results at repeated researches. Under the Program it is surveyed more than 18.000 children of a different floor and age.

Results of research and their discussion. Knowing about high sensitivity of functional systems, we have meaningfully reduced a demonstrative range of their activity. It has given the chance to identify more accurately the directed activity of separate channels and their potential accessory to certain functional groups.

So, on the basis of 7.770 supervision we have found out a biophysical phenomenon - is functional-vegetative complexes (FVK). In short it is possible to explain its essence as follows. In each complex some functional systems possess specifically directed activity. Differently, excitation (oppression) of any of the functional systems, a part FVK, is accompanied by similar excitation (oppression) of bioelectric activity of other channels ...

But at once there is a question on discrepancy of the revealed phenomenon with traditional positions! After all the sequence of power transition in the Big circle of power circulation (LU-LI-ST-SP-HT-SI-BL-KI-PC-TE-GB-LR-LU ...) doesn't provide presence of similar dependence?!

Well, let's understand... Also we will begin with groups of characteristic reactions for formation of first functional complex SP-BL (fig. 1 a, b).

Biophysical reality of first functional complex SP-BL (fig. 1a, b).

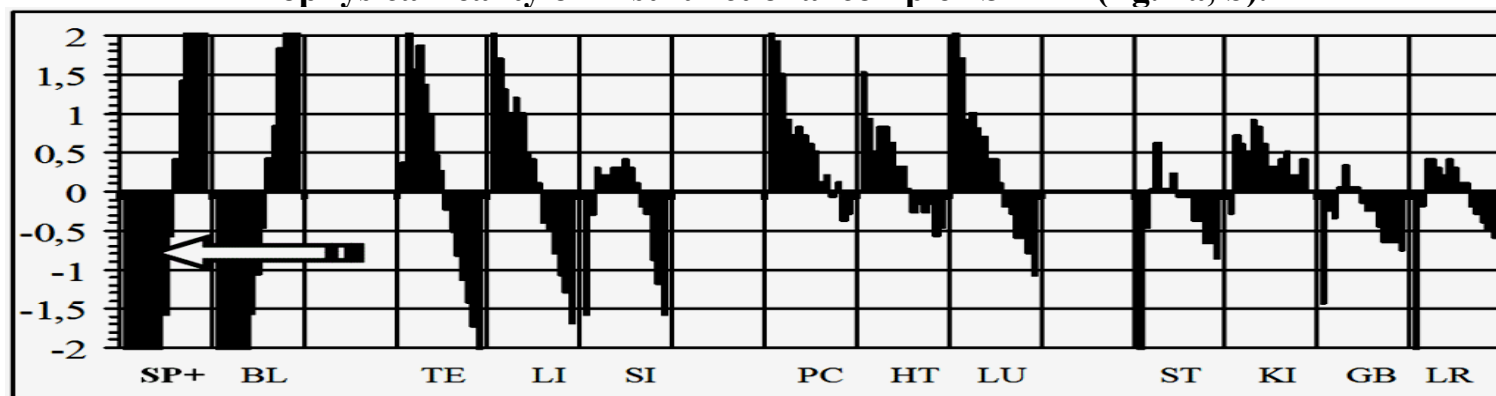


Fig.1a Excitation of functional system SP (Spleen-pancreas) is accompanied by excitation of channel BL (Bladder). ...

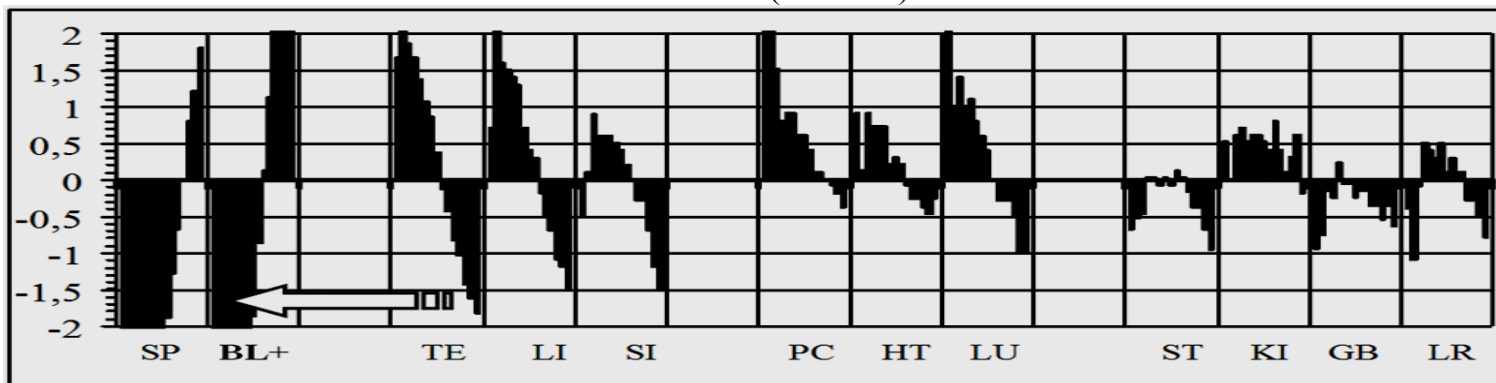


Fig.1b Excitation of functional system BL (Bladder) is accompanied by excitation of channel SP (Spleen-pancreas).

Conclusion: Interdependent identities of responses testify to a biophysical reality of first functional complex SP-BL (FK-1).

Biophysical reality of second functional complex LI-TE-SI (fig. 1a-c).

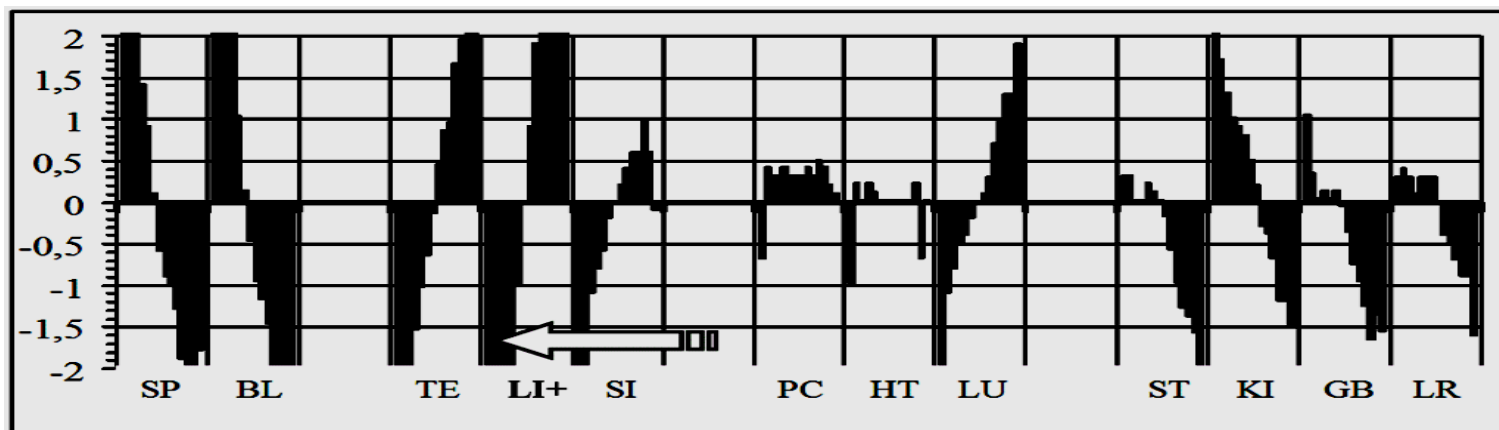


Fig.2a Excitation of functional system LI (Thick intestines) is accompanied by excitation of channels TE (the Threefold heater) and SI (Small intestines).

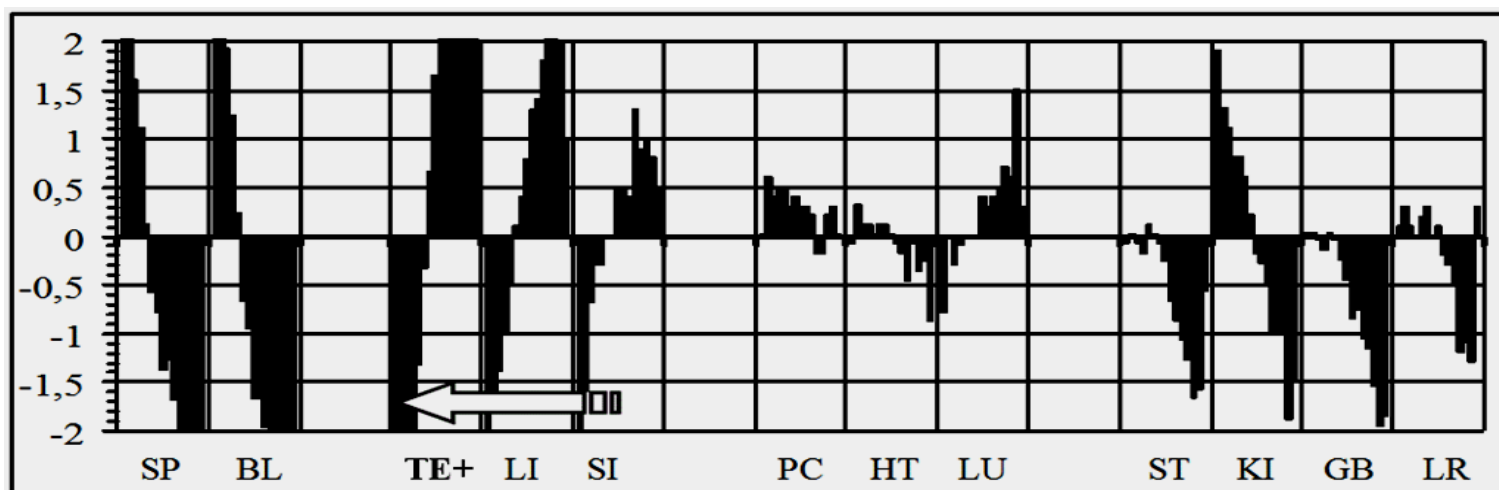


Fig.2b. Excitation of functional system TE (the Threefold heater) is accompanied by excitation of channels LI (Thick intestines) and SI (Small intestines).

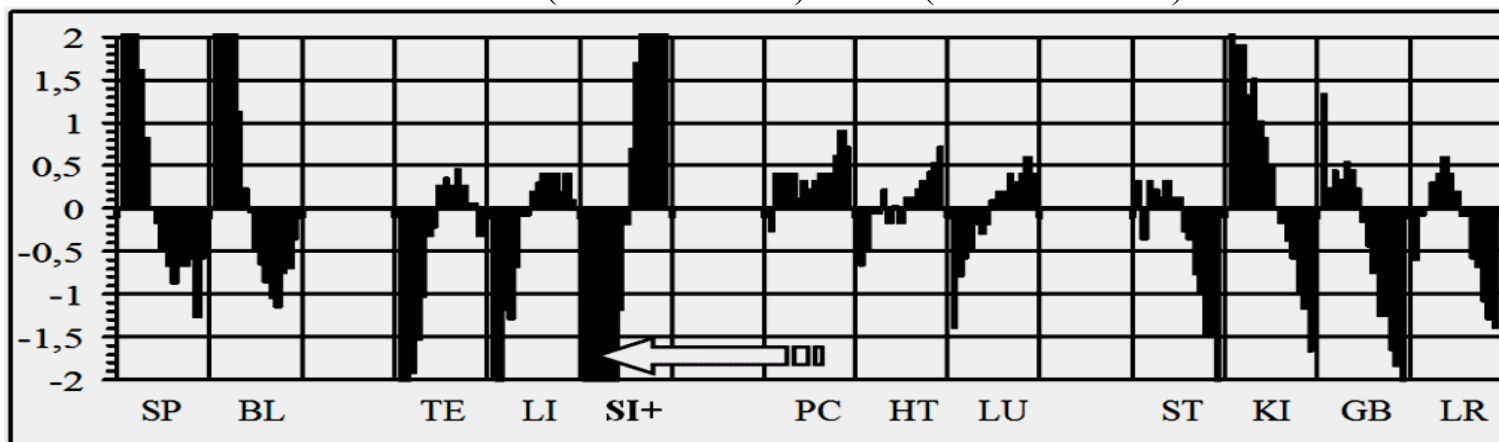


Fig. 2c. Excitation of functional system SI (Small intestines) is accompanied by excitation of channels LI (Thick intestines) and TE (the Threefold heater)

Conclusion: Interdependent identities of responses testify to a biophysical reality of second functional complex LI-TE-SI (FK-2).

Biophysical reality of third functional complex LU-PC-HT (fig. 1a-c).

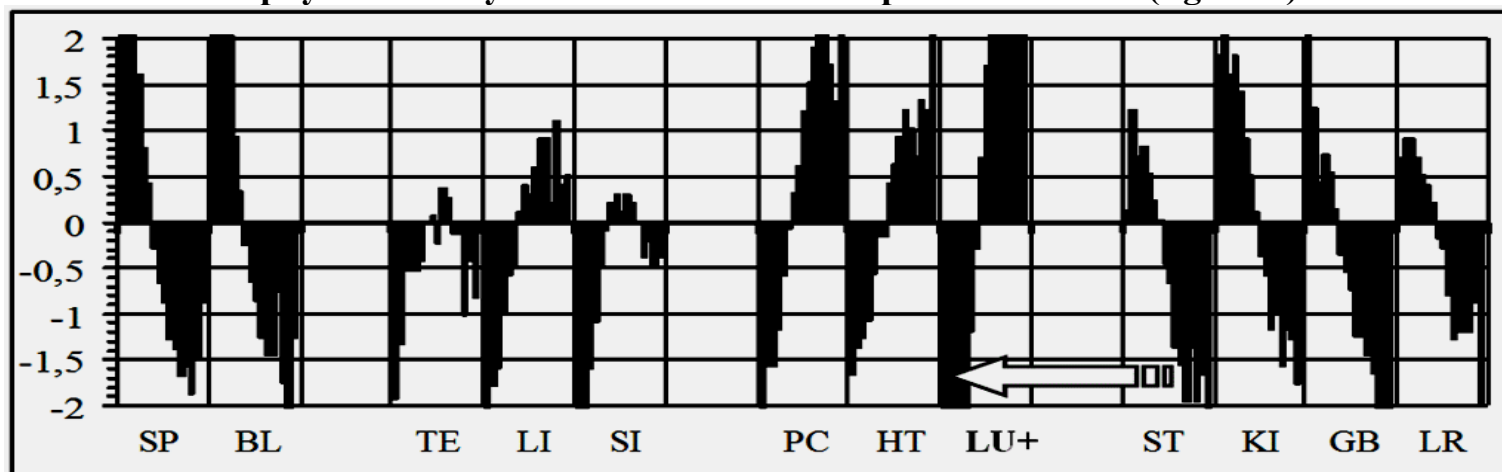


Fig. 3a. Excitation of functional system LU (Lungs) is accompanied by excitation of channels PC (Pericardium) and HT (Heart).

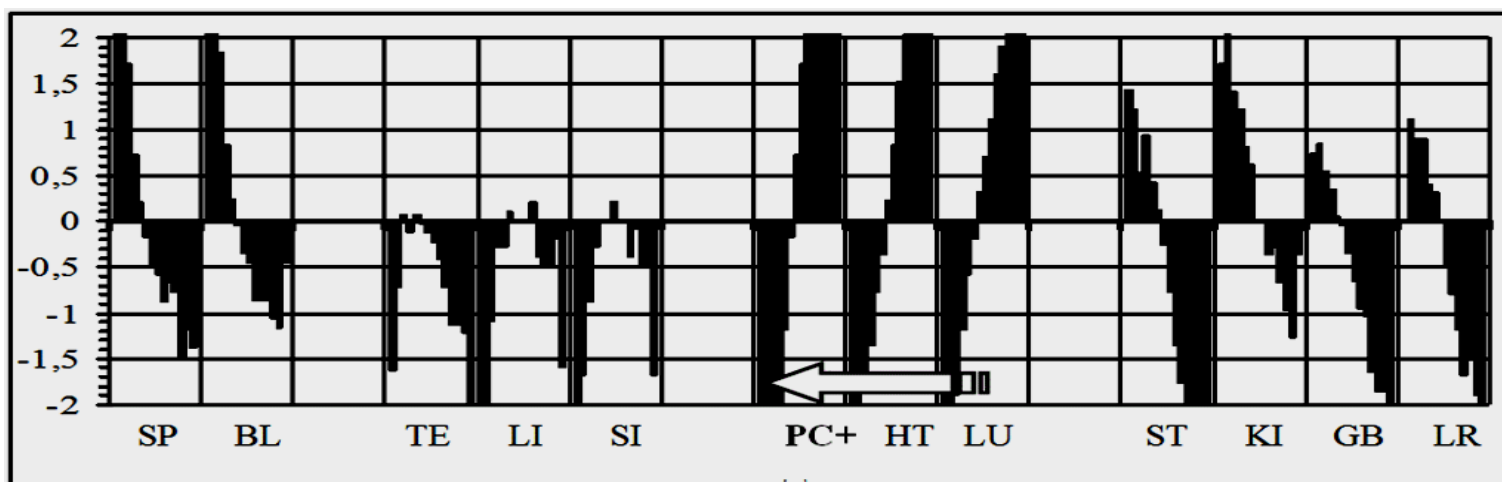


Fig.3b Excitation of functional system PC (Pericardium) is accompanied by excitation of channels HT (Heart) and LU (Lungs).

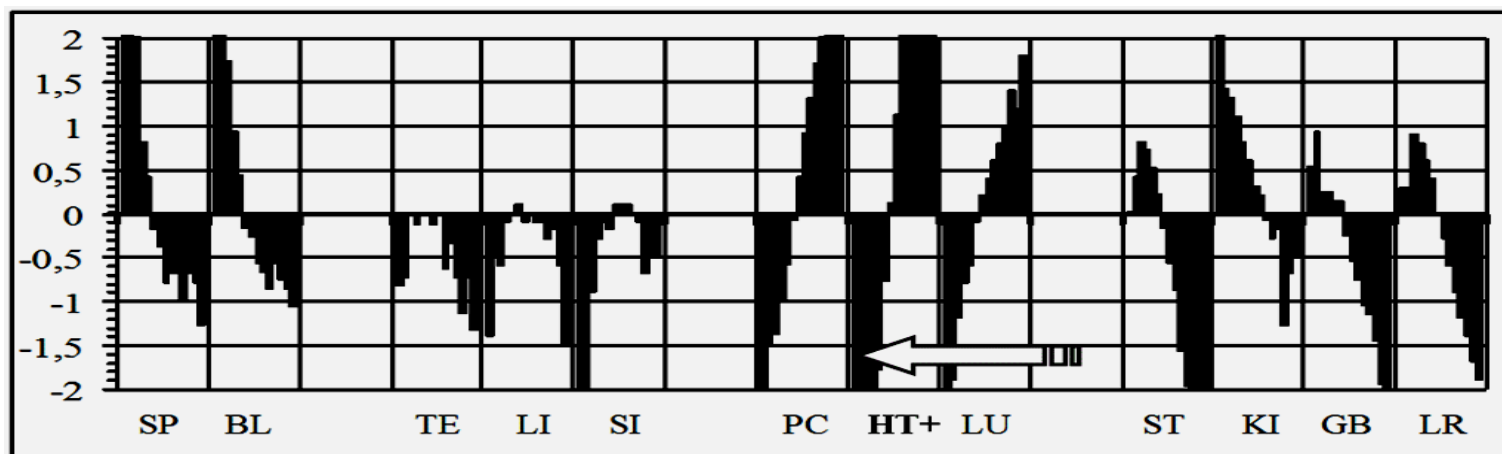


Fig. 3c Excitation of functional system HT (Heart) is accompanied by excitation of channels PC (Pericardium) and LU (Lungs).

Conclusion: Interdependent identities of responses testify to a biophysical reality of third functional complex LU-PC-HT (FK-3).

Biophysical reality of fourth functional complex LU-PC-HT (fig. 1a-d).

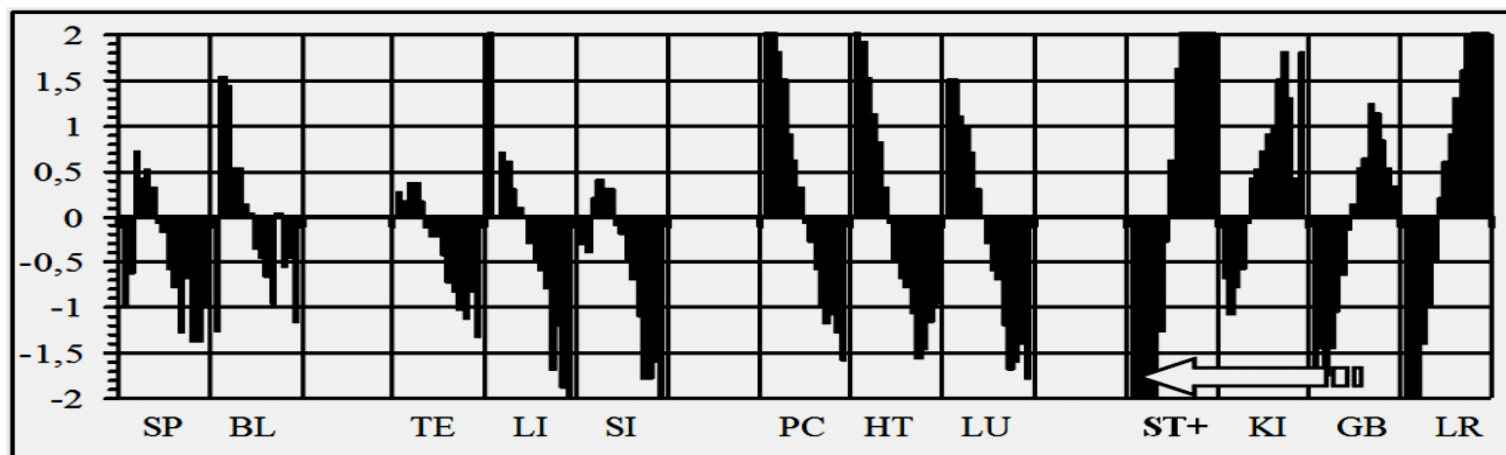


Fig. 4a. Excitation of functional system ST (Stomach) is accompanied by excitation of channels KI (kidney), GB (Gall bladder) and LR (Liver).

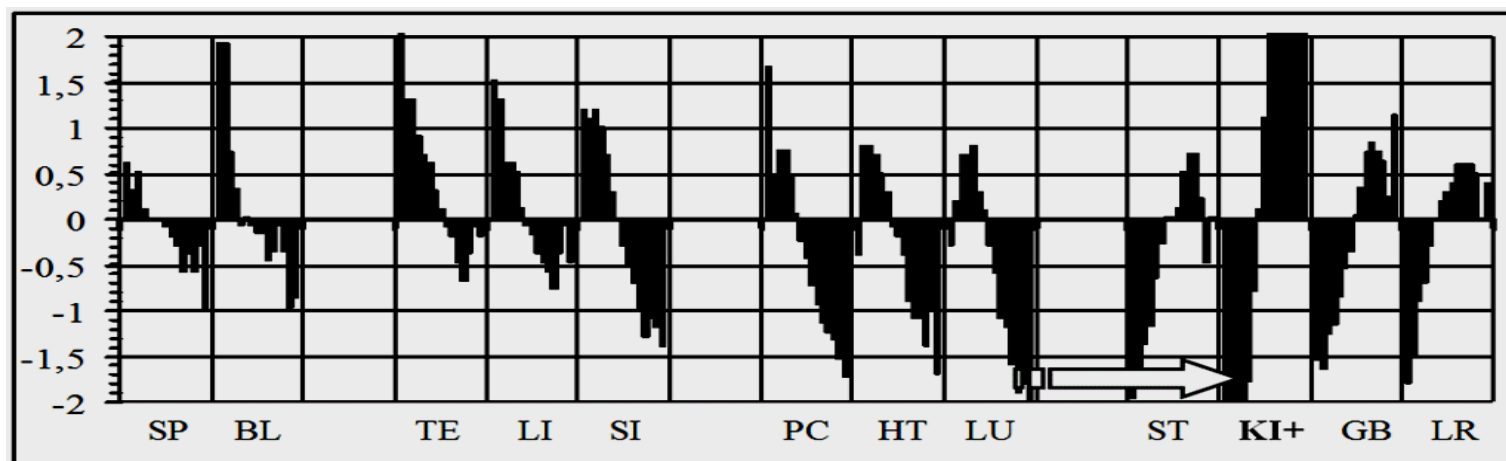


Fig.4b. Excitation of the functional system KI (Kidney) is accompanied by excitation of channels of ST (stomach), GB (Gall-bladder) and LR (Liver).

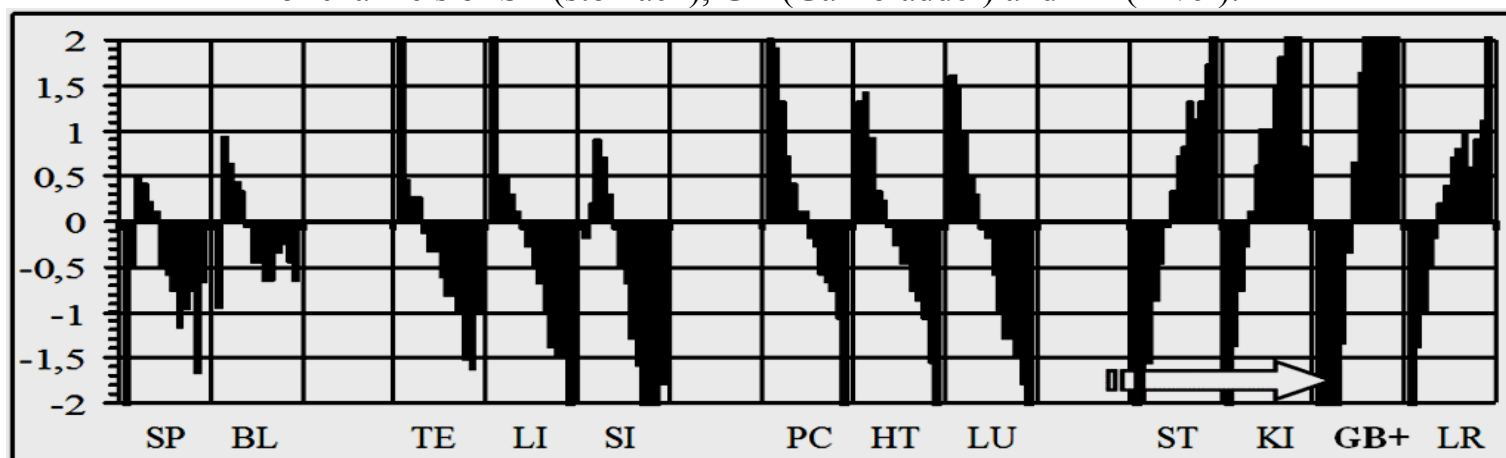


Fig.4c. Excitation of the functional system GB (Gall-bladder) is accompanied by excitation of channels of ST (Stomach), KI (Kidney) and LR (Liver).

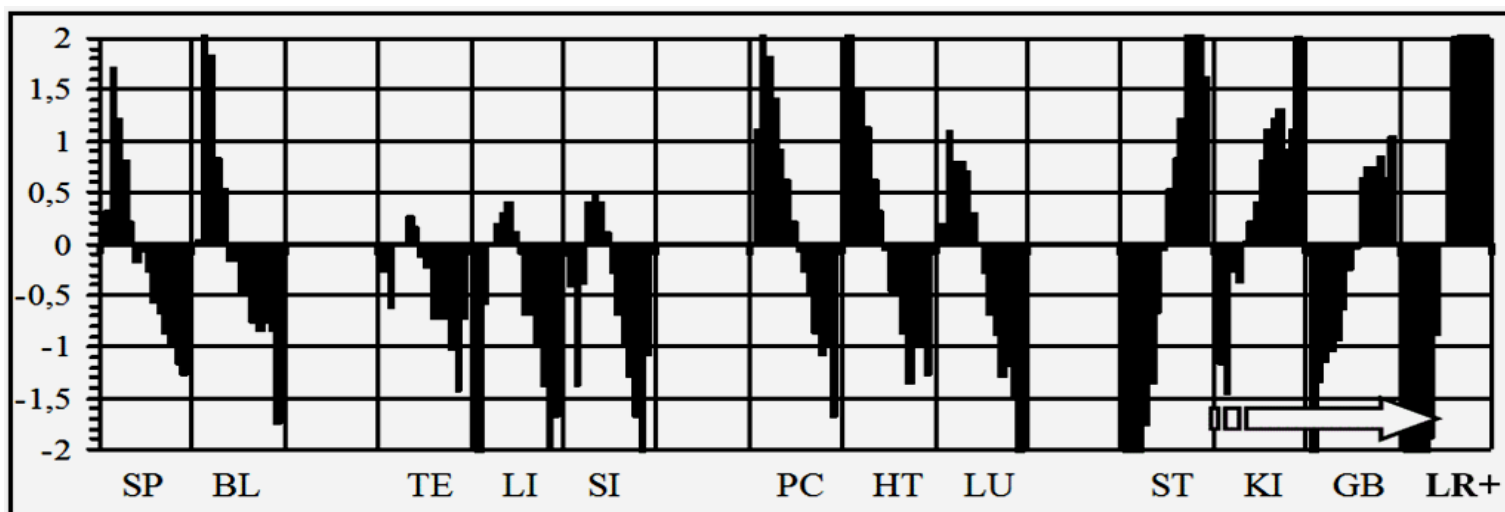


Fig.4d Excitation of the functional system LR (Liver) is accompanied by excitation of channels of ST (Stomach), KI (Kidney) and GB (Gall-bladder).

Conclusion: Interdependent identity of responses testify to a biophysical reality of fourth functional complex ST-KI-GB-LR (FK-4).

As a whole becomes obvious that the identical orientation of responses from separate system groups specifies in a biophysical reality of four functional complexes (fig. 5) and power information system as a whole.

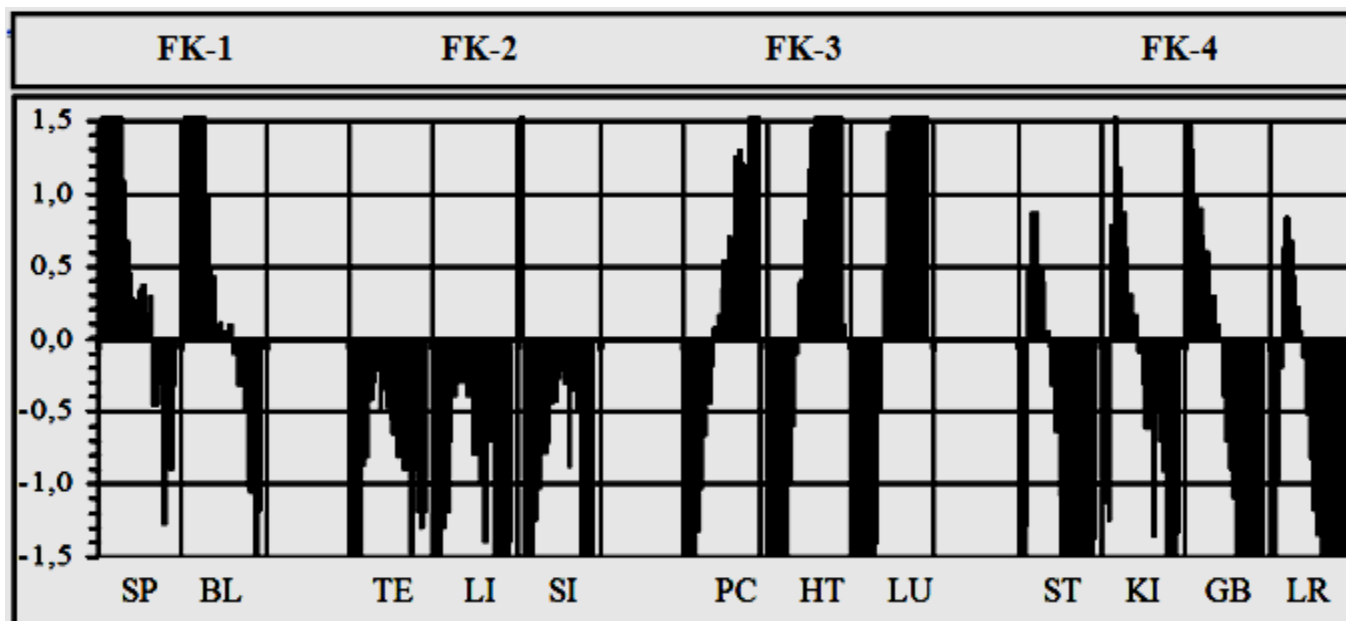
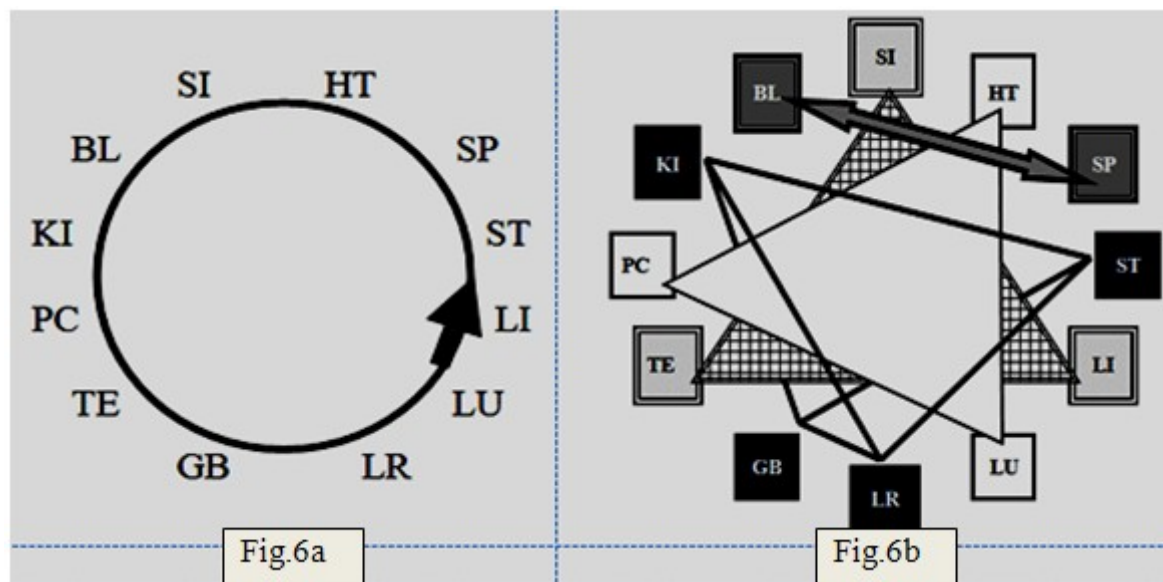


Fig. 5 System groups forming separate functional complexes.

So, it has appeared that any system the excitation (oppression) provokes occurrence of specifically directed reactions from other systems, uniting them in separate functional complexes. Thus oppression of any system is always accompanied by synchronously opposite reaction from dependent channels! But after all in these conditions there should be an interdependence and between separate functional complexes! There is a question on topographical compatibility of functional complexes with traditional topography of channels on "the Big circle of power circulation" (fig. 6)?



The topography of channels of acupuncture, according to traditional canons of East therapeutic philosophy (Chzhen-tszju therapy), is caused by empirical sequence of power transition in system of channels LU-LI-ST-SP-HT-SI-BL-KI-PC-TE-GB-LR-LU which has officially received the name "Big circle of circulation of energy ChI".

And here at once there is a serious contradiction. Without breaking traditional topography of a consecutive arrangement of channels (fig. 6a), each system of each functional complex takes the topographical (!) place in system of the Big circle! Actually it turns out that "the Big circle" is formed by separate functional complexes (fig. 6b)! But thus the concept of consecutive power circulation on "the Big circle" doesn't receive biophysical support.

There is a question and on a reality of the concept "Internal clocks" ...

Conclusions.

1) The Biophysical reality of separate is functional-vegetative complexes is experimentally proved and doesn't cause doubts.

2) Identification of system dependence testifies to necessity of the further studying of the revealed biophysical phenomenon.

The list of references.

1. Макац В.Г. Биогальванизация в физио- и рефлексотерапии // Винница, 1992. 236с.
2. Нагайчук В.И., Макац В.Г., Повстяной Н.Е. Биогальванизация в комбустиологии // Винница, 1993, 330с.
3. Макац В.Г., Подколзин А.А., Донцов В.И., Гунько П.М. Старение и долголетие. Теория и практика биоактивации // Винница, 1995, 253с.
4. Макац В.Г., Нагайчук В.И., Макац Д.В., Макац Д.В. Основы биоактивационной медицины (открыта функционально-энергетическая система биологических объектов) // Винница. 2001. 315с. ISBN 966-7993-16-7 (на украинском языке)
5. Макац В.Г., Макац Е.Ф., Макац Д.В., Макац Д.В. Энергоинформационная система человека (ошибки и реальность китайской Чжень-цзю терапии). // Винница. 2007. Том 1. 367с. ISBN 966-8300-27-0 966-8300-26-2 (на украинском языке).

6. Макац В.Г., Макац Е.Ф., Макац Д.В., Макац Д.В. Энергоинформационная система человека (биодиагностика и реабилитация вегетативных нарушений). // Винница. 2007. Том 2. 199с. ISBN 966-8300-27-0 966-8300-28-9 (на украинском языке).
7. Макац В.Г., Макац Е.Ф., Макац Д.В., Макац Д.В. Энергоинформационная система человека (вегетативная биодиагностика, основы функционально-экологической экспертизы). // Винница. 2009. Том 3. 175с. ISBN 978-966-2932-80-5 (на украинском языке).
8. Макац В.Г., Макац Д.В., Макац Е.Ф., Макац Д.В. *Тайны китайской иглотерапии (ошибки, реальность, проблемы)* // Винница. 2009. 450с. ISBN 978-966-2932-80-5 (на русском языке).
9. Макац В.Г., Макац Е.Ф., Макац Д.В., Макац А.Д. Функциональная диагностика и коррекция вегетативных нарушений у детей // Винница.- 2011.- 151 с.- ISBN 978-617-535-010-2.
- 10.Макац В. Г., Макац Д. В., Макац Е. Ф., Макац Д. В. Энергоинформационная система человека как биофизическая основа вегетативной Чжень-цзю терапии. Лекция 1. Биофизическая идентификация энергоинформационной системы человека. // РФ, Медиздат, Рефлексотерапевт, № 2-3/2011, с.4-18.
- 11.Макац В. Г., Макац Д. В., Макац Е. Ф., Макац Д. В. Энергоинформационная система человека как биофизическая основа вегетативной Чжень-цзю терапии. Лекция 2. Энергоинформационная система человека как биофизическая реальность. // РФ, Медиздат, Рефлексотерапевт, № 4-5/2011, с.21-36.
- 12.Макац В. Г., Макац Д. В., Макац Е. Ф., Макац Д. В. Энергоинформационная система человека как биофизическая основа вегетативной Чжень-цзю терапии. Лекция 3. Традиционные гипотетические основы вегетативной Чжень-цзю терапии. // РФ, Медиздат, Рефлексотерапевт, № 6/2011, с.4-14.
- 13.Макац В. Г., Макац Д. В., Макац Е. Ф., Макац Д. В. Энергоинформационная система человека как биофизическая основа вегетативной Чжень-цзю терапии. Лекция 4. Функционально-вегетативная система человека как биофизическая основа гомеостаза. // РФ, Медиздат, Рефлексотерапевт, № 6/2011, с.4-14.
- 14.Макац В. Г., Макац Д. В., Макац Е. Ф., Макац Д. В. Энергоинформационная система человека как биофизическая основа вегетативной Чжень-цзю терапии. Лекция 5. Биофизическая реальность прогноза вегетативных расстройств. Ошибки традиционной китайской терапии. // РФ, Медиздат, Рефлексотерапевт, № 11/2011, с.3-18.
- 15.Макац В. Г., Макац Д. В., Макац Е. Ф., Макац Д. В. Энергоинформационная система человека как биофизическая основа вегетативной Чжень-цзю терапии. Лекция 6. Современные проблемы диагностики вегетативного гомеостаза. Принципиальная оригинальность нового функционального направления (часть 1). // РФ, Медиздат, Рефлексотерапевт, № 12/2011, с.3-21.
- 16.Makats V., Makats D., Makats E., Makats D. Power-informational system of the person (biophysical basics of Chinese Chzhen-tszju Therapy). // Vinnitsa. 2005. Part 1. 212P. ISBN 966-821-3238 (на английском языке).
17. Макас W., Godlewski A., Szlenskowy W. Zdrowie decydenta // Decydent, Online edition, nr 104, lipiec-2010 http://www.decudent.pl/archiwum/wydanie_120/zdrowie-decydenta_1181.html.